

SHIP NAME

MAKE / MODEL / CLASS

SIZE & FRAME

SPEED

MANEUVERABILITY

DRIFT

DRIFT ENGINE

PCU

POWER CORE

SHIELDS

SENSORS

PORT WEAPONS

CREW

CAPTAIN

ENGINEERS

GUNNERS

PILOT

SCIENCE OFFICERS

NOTES



COMPLEMENT

MODIFIERS

TIER

TURRETS

FORWARD WEAPONS



AC



= 10 +



PILOT



ARMOR



SIZE



MISC

TL



= 10 +



PILOT



COUNTER



SIZE



MISC

HULL



TOTAL

CURRENT



THRESHOLDS

DT



CT



STARBOARD WEAPONS

SYSTEMS

EXPANSION BAYS

CARGO & PASSENGERS

FORWARD

PORT

STARBOARD

AFT

AFT WEAPONS

01 - 10

CRITICAL DAMAGE



LIFE
SUPPORT

11 - 30



SENSORS

31 - 60



WEAPONS

61 - 80



ENGINES

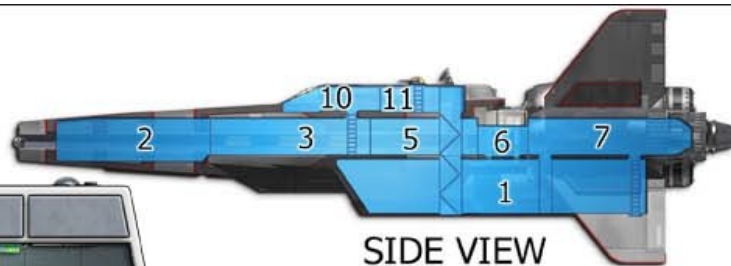
81 - 00



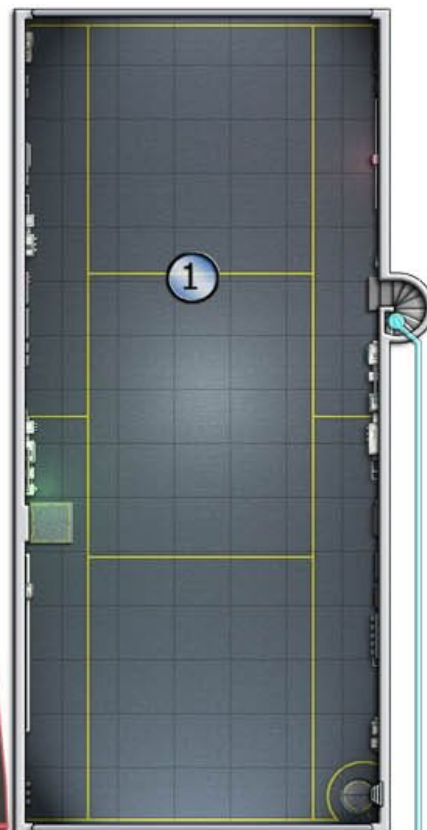
POWER
CORE

LAKOTA


1. Hanger Bay
2. Forward Bay
3. Crew Cabins
4. Workroom / Medical
5. Restrooms
6. Air Lock
7. Lounge
8. Escape Pods
9. Engineering
10. Bridge
11. Operations
12. Turret Access



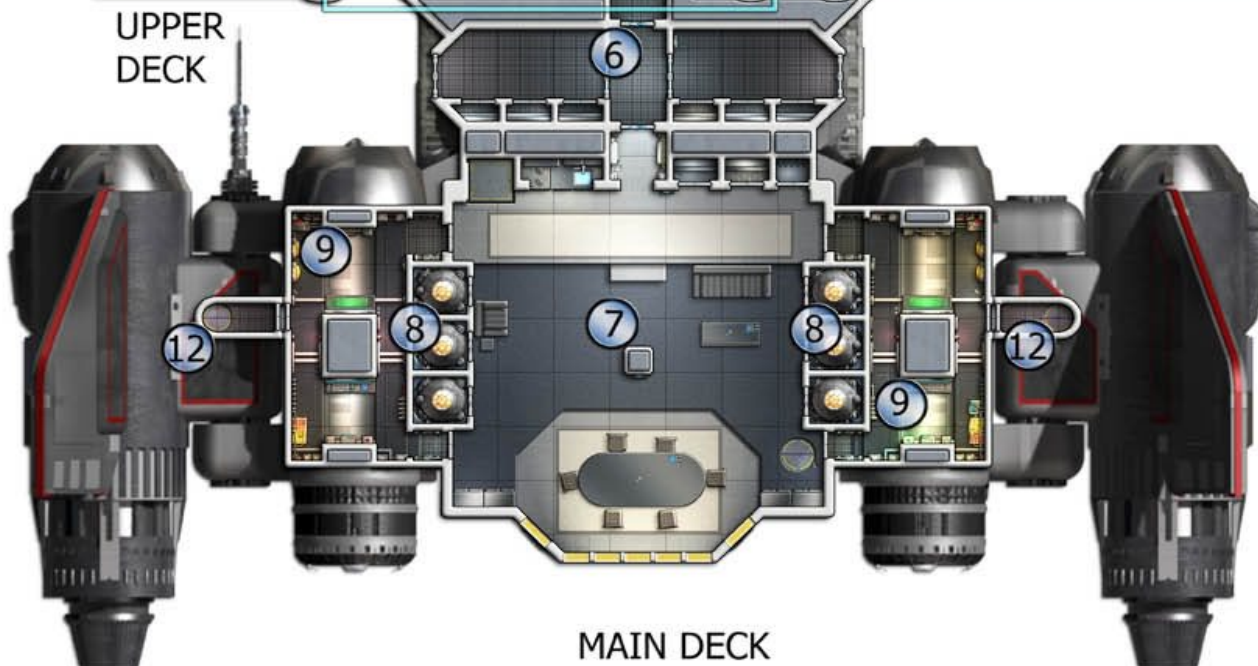
SIDE VIEW



LOWER DECK



UPPER DECK



MAIN DECK