

SHIP NAME

MAKE / MODEL / CLASS

SIZE & FRAME

SPEED

MANEUVERABILITY

RATING

HYPERSPACE ENGINE

PCU

POWER CORE

SHIELDS

SENSORS

PORT WEAPONS

CREW

CAPTAIN

ENGINEERS

GUNNERS

PILOT

SCIENCE OFFICERS

NOTES



COMPLEMENT

MODIFIERS

TIER

TURRETS

FORWARD WEAPONS



AC



= 10 +



+



+



+



TL



= 10 +



+



+



+



HULL



TOTAL

CURRENT




THRESHOLDS

DT



CT



STARBOARD WEAPONS

SYSTEMS

EXPANSION BAYS

CARGO & PASSENGERS

FORWARD

PORT

STARBOARD

AFT

AFT WEAPONS

01 - 10

CRITICAL DAMAGE



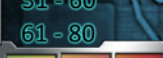
LIFE
SUPPORT

11 - 30



SENSORS

31 - 60




WEAPONS

61 - 80



ENGINES

81 - 00



POWER
CORE

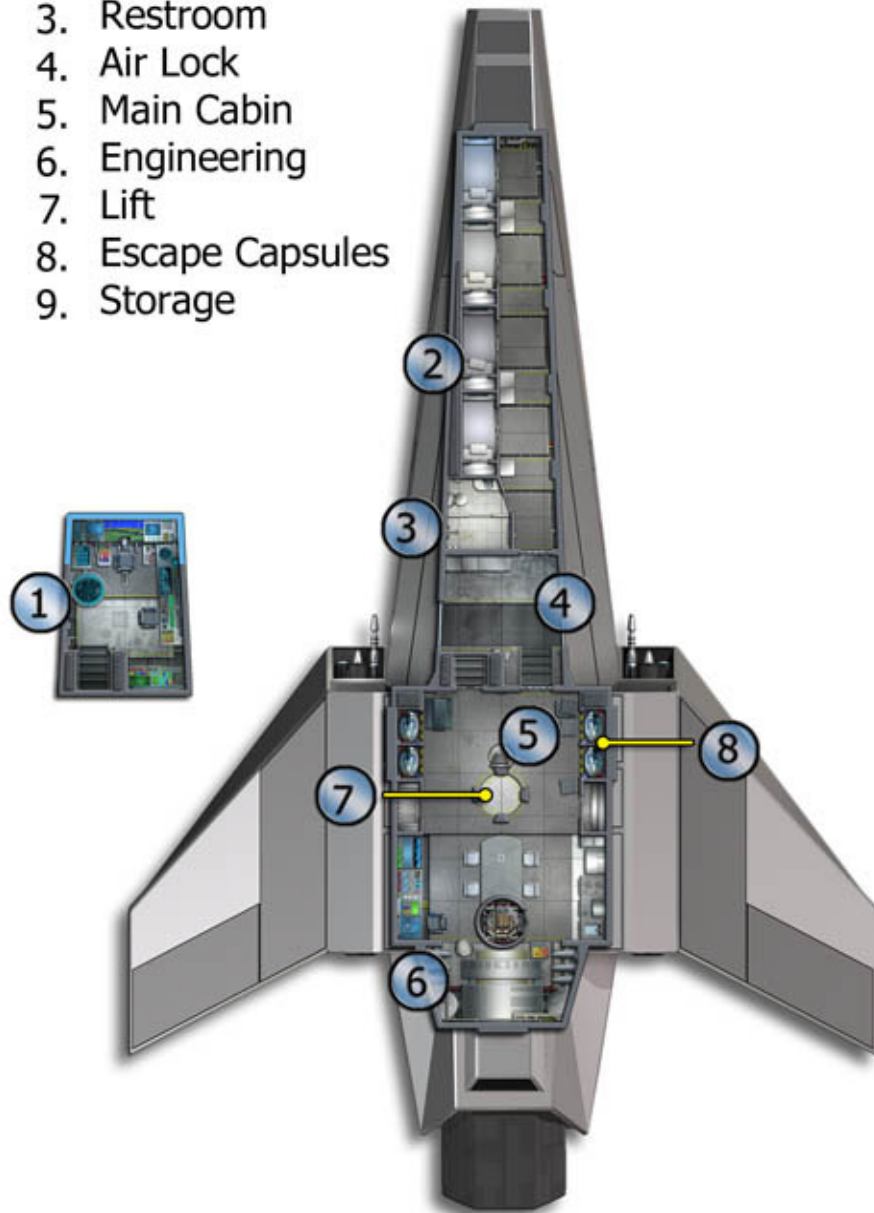
Shōtō

UPPER DECK

1. Bridge

LOWER DECK

2. Bunks
3. Restroom
4. Air Lock
5. Main Cabin
6. Engineering
7. Lift
8. Escape Capsules
9. Storage



Daitō

UPPER DECK

- 10. Forward Weapon Systems
- 11. Forward Lounge
- 12. Workshop
- 13. Operations Center
- 14. Armory
- 15. Cabins
- 16. Office
- 17. Meeting Room
- 18. Video Lounge
- 19. Central Chamber
- 20. Kitchen
- 21. Engine Room

LOWER DECK

- 22. Cryogenics
- 23. Med Bay
- 24. Brig
- 25. Cargo Hold

